





















TABLES

EFFECTIVE SEPTEMBER 1, 2019

SYZ  
CONTINUED  
Design E00S

Standard base finish is PA Polished Aluminum. Powder Coats available, add \$100, see below. All tables available with power supply; 3 power/2 USB; for 1 box, add \$1620; for 2 boxes, add \$2740, see below. Black PET mesh casing to connect power from conduit to the floor is included. **Net crating charges: for 60" square/round add \$110, for 72" square/round add \$160, for 84" round add \$190, for 42" depth rectangle add \$160, for 44" depth rectangle add \$190, for 50" depth rectangle add \$200.** For all other construction details, color, finish and stain choices see page 6 or www.keilhauerpricelist.com. Keilhauer prices include freight. Please refer to [Freight](#) on page 4 or [www.keilhauerpricelist.com](http://www.keilhauerpricelist.com) for further details.

	LB Standard Laminate top, reverse bevel vinyl edge	LBM Matte Laminate top, reverse bevel vinyl edge	VS Veneer top, straight veneer edge	VB Veneer top, reverse bevel solid wood edge	Q Quartz top, straight edge
 in.	Diameter 60 H 15				
	LB - 3300	LBM - 3930	VS - 3885	VB - 5125	Q - 9255
 10511	Round 60", occasional height - A crating charge of \$110 NET will be applied to each table				
 in.	Diameter 60 H 26				
	LB - 3485	LBM - 4115	VS - 4070	VB - 5310	Q - 9440
 10512	Round 60", lounge height - A crating charge of \$110 NET will be applied to each table				
 in.	Diameter 60 H 29				
	LB - 3520	LBM - 4150	VS - 4105	VB - 5345	Q - 9475
 10513	Round 60", conference height - A crating charge of \$110 NET will be applied to each table				
 in.	Diameter 72 H 15				
	LB - 4215	LBM - 5215	VS - 5240	VB - 6220	Q - 10875
 10521	Round 72", occasional height, 2-piece top - A crating charge of \$160 NET will be applied to each table				
 in.	Diameter 72 H 26				
	LB - 4400	LBM - 5400	VS - 5425	VB - 6405	Q - 11060
 10522	Round 72", lounge height, 2-piece top - A crating charge of \$160 NET will be applied to each table				
 in.	Diameter 72 H 29				
	LB - 4435	LBM - 5435	VS - 5460	VB - 6440	Q - 11095
 10523	Round 72", conference height, 2-piece top - A crating charge of \$160 NET will be applied to each table				
 in.	Diameter 84 H 15				
	LB - 5245	LBM - 6435	VS - 6575	VB - 7915	Q - 12980
 10531	Round 84", occasional height, 2-piece top - A crating charge of \$200 NET will be applied to each table				
 in.	Diameter 84 H 26				
	LB - 5430	LBM - 6620	VS - 6760	VB - 8100	Q - 13165
 10532	Round 84", lounge height, 2-piece top - A crating charge of \$200 NET will be applied to each table				
 in.	Diameter 84 H 29				
	LB - 5465	LBM - 6655	VS - 6795	VB - 8135	Q - 13200
 10533	Round 84", conference height, 2-piece top - A crating charge of \$200 NET will be applied to each table				

To Order Specify	10	5									
Product Name	Syz	Round table	Table top size	Table height	Surface/Edge Detail	Wood Veneer Tops	Laminate Tops	Quartz Tops	Base Finish	Power Options (available with satin aluminum finish)	
Product Number											
Surface/Edge Detail											
Table Top Material/Color											
Power Option											
Base Finish											
Quantity											
End User											
		1	1	1	1	1	1	1	1	1	
		60"	occasional	occasional	LB - Standard Laminate, reverse bevel vinyl edge LB M- Matte Laminate, reverse bevel vinyl edge VS - Veneer, straight veneer edge VB - Veneer, reverse bevel solid wood edge Q - Quartz straight edge	OKN - Natural Oak OKG - Grey Oak OKB - Black Oak MAN - Natural Maple MAG - Golden Maple WAN - Natural Walnut WAD - Dark Walnut WAM - Mahogany (on Walnut) CHN - Natural Cherry CHM - Medium Cherry CHD - Dark Cherry CUS - Custom stain; add \$250 net flat fee, plus 5% net	Standard Laminates Lam11 - Manitoba Maple* Lam13 - Fonthill Pear Lam17 - Xanadu Lam18 - Studio Teak Lam22 - Walnut Heights Lam31 - Designer White* Lam32 - Antique White* Lam33 - Alabaster Lam34 - Haze Lam35 - Slate Grey* Lam36 - Dove Grey* Lam37 - North Sea* Lam39 - Crisp Linen Lam41 - Cosmic Strandz Lam42 - Vapor Strandz Lam43 - Satin Stainless 909 - Black Lam84 - Biltmore Cherry* Lam85 - Hampton Walnut* Lam86 - Montana Walnut* Lam87 - Cafelle* Lam89 - Empire Mahogany* * Matte Finish	Matte Laminates Lam61 - Bianco Kos Lam62 - Bianco Malé Lam63 - Grigio Efeso Lam66 - Castoro Ottawa Lam67 - Grigio Londra * Lam68 - Grigio Bromo Lam70 - Nero Ingo Lam73 - Bronzo Doha Lam74 - Piombo Doha * Black Edge Band Only	BLZ - Blizzard RVN - Raven	PA00 - Polished Aluminum PC00 - Nickel PC05 - Shale PC23 - Dark Grey PC24 - Warm Grey PC25 - White PC26 - Black (Satin) PC27 - Bronze	4 - outlet box; 3 power, 2 USB; specify PM4B For 1 box, add \$1620, see below for applicable model numbers. For 2 boxes, add \$2740, see below for applicable model numbers. Models available with 1 box only: 10511 10512 10513 Models available with 2 boxes only: 10521 10522 10523 10531 10532 10533
		2	2	2							
		72"	lounge	lounge							
		3	3	3							
		84"	conference	conference					For all Powder Coats, add \$100		



















TABLES

EFFECTIVE SEPTEMBER 1, 2019

LB Standard Laminate top, reverse bevel vinyl edge  
 LBM Matte Laminate top, reverse bevel vinyl edge  
 VS Veneer top, straight veneer edge  
 VB Veneer top, reverse bevel solid wood edge  
 Q Quartz top, straight edge

SYZ  
 CONTINUED  
 Design E00S

Standard base finish is PA Polished Aluminum. Powder Coats available, add \$100, see below. All tables available with power supply; 3 power/2 USB; for 1 box, add \$1620; for 2 boxes, add \$2740, see below. Black PET mesh casing to connect power from conduit to the floor is included. **Net crating charges: for 60" square/round add \$110, for 72" square/round add \$160, for 84" round add \$190, for 42" depth rectangle add \$160, for 44" depth rectangle add \$190, for 50" depth rectangle add \$200.** For all other construction details, color, finish and stain choices see page 6 or [www.keilhauerpricelist.com](http://www.keilhauerpricelist.com). Keilhauer prices include freight. Please refer to [Freight](#) on page 4 or [www.keilhauerpricelist.com](http://www.keilhauerpricelist.com) for further details.

	in.	W 72 D 42 H 15					
		LB - 3155	LBM - 3770	VS - 3650	VB - 4370	Q - 7615	
	10601	Rectangle 72 x 42", occasional height - A crating charge of \$160 NET will be applied to each table					
	in.	W 72 D 42 H 26					
		LB - 3340	LBM - 3955	VS - 3835	VB - 4555	Q - 7800	
	10602	Rectangle 72 x 42", lounge height - A crating charge of \$160 NET will be applied to each table					
	in.	W 72 D 42 H 29					
		LB - 3375	LBM - 3990	VS - 3870	VB - 4590	Q - 7835	
	10603	Rectangle 72 x 42", conference height - A crating charge of \$160 NET will be applied to each table					
	in.	W 78 D 42 H 15					
		LB - 3330	LBM - 3985	VS - 3865	VB - 4645	Q - 7920	
	10611	Rectangle 78 x 42", occasional height - A crating charge of \$160 NET will be applied to each table					
	in.	W 78 D 42 H 26					
		LB - 3515	LBM - 4170	VS - 4050	VB - 4830	Q - 8105	
	10612	Rectangle 78 x 42", lounge height - A crating charge of \$160 NET will be applied to each table					
	in.	W 78 D 42 H 29					
		LB - 3550	LBM - 4205	VS - 4085	VB - 4865	Q - 8140	
	10613	Rectangle 78 x 42", conference height - A crating charge of \$160 NET will be applied to each table					
	in.	W 84 D 44 H 15					
		LB - 3540	LBM - 4250	VS - 4155	VB - 5030	Q - 8480	
	10621	Rectangle 84 x 44", occasional height - A crating charge of \$190 NET will be applied to each table					
	in.	W 84 D 44 H 26					
		LB - 3725	LBM - 4435	VS - 4340	VB - 5215	Q - 8665	
	10622	Rectangle 84 x 44", lounge height - A crating charge of \$190 NET will be applied to each table					
	in.	W 84 D 44 H 29					
		LB - 3760	LBM - 4470	VS - 4375	VB - 5250	Q - 8700	
	10623	Rectangle 84 x 44", conference height - A crating charge of \$190 NET will be applied to each table					

TABLES

EFFECTIVE SEPTEMBER 1, 2019













LB	Standard Laminate top, reverse bevel vinyl edge	LBM	Matte Laminate top, reverse bevel vinyl edge	VS	Veneer top, straight veneer edge	VB	Veneer top, reverse bevel solid wood edge	Q	Quartz top, straight edge
----	---	-----	--	----	----------------------------------	----	---	---	---------------------------

SYZ

CONTINUED  
Design E00S

Standard base finish is PA Polished Aluminum. Powder Coats available, add \$100, see below. All tables available with power supply; 3 power/2 USB; for 1 box, add \$1620; for 2 boxes, add \$2740, see below. Black PET mesh casing to connect power from conduit to the floor is included. **Net crating charges: for 60" square/round add \$110, for 72" square/round add \$160, for 84" round add \$190, for 42" depth rectangle add \$160, for 44" depth rectangle add \$190, for 50" depth rectangle add \$200.**

For all other construction details, color, finish and stain choices see page 6 or [www.keilhauerpricelist.com](http://www.keilhauerpricelist.com). Keilhauer prices include freight. Please refer to [Freight](#) on page 4 or [www.keilhauerpricelist.com](http://www.keilhauerpricelist.com) for further details.

	in.	W 90" D 44" H 15"	LB - 3735	LBM - 4490	VS - 4355	VB - 5295	Q - 8835
10631		Rectangle 90 x 44", occasional height - A crating charge of \$190 NET will be applied to each table					
	in.	W 90" D 44" H 26"	LB - 3920	LBM - 4675	VS - 4540	VB - 5480	Q - 9020
10632		Rectangle 90 x 44", lounge height - A crating charge of \$190 NET will be applied to each table					
	in.	W 90" D 44" H 29"	LB - 3955	LBM - 4710	VS - 4575	VB - 5515	Q - 9055
10633		Rectangle 90 x 44", conference height - A crating charge of \$190 NET will be applied to each table					
	in.	W 96 D 44 H 15	LB - 3825	LBM - 4945	VS - 4510	VB - 5510	Q - 9140
10641		Rectangle 96 x 44", occasional height - A crating charge of \$190 NET will be applied to each table					
	in.	W 96 D 44 H 26	LB - 4010	LBM - 5130	VS - 4695	VB - 5695	Q - 9325
10642		Rectangle 96 x 44", lounge height - A crating charge of \$190 NET will be applied to each table					
	in.	W 96 D 44 H 29	LB - 4045	LBM - 5165	VS - 4730	VB - 5730	Q - 9360
10643		Rectangle 96 x 44", conference height - A crating charge of \$190 NET will be applied to each table					
	in.	W 102 D 44 H 15	LB - 4080	LBM - 5120	VS - 4770	VB - 5830	Q - 10110
10651		Rectangle 102 x 44", occasional height - A crating charge of \$190 NET will be applied to each table					
	in.	W 102 D 44 H 26	LB - 4265	LBM - 5305	VS - 4955	VB - 6015	Q - 10295
10652		Rectangle 102 x 44", lounge height - A crating charge of \$190 NET will be applied to each table					
	in.	W 102 D 44 H 29	LB - 4300	LBM - 5340	VS - 4990	VB - 6050	Q - 10330
10653		Rectangle 102 x 44", conference height - A crating charge of \$190 NET will be applied to each table					
	in.	W 108 D 44 H 15	LB - 4205	LBM - 5350	VS - 4935	VB - 6060	Q - 10225
10661		Rectangle 108 x 44", occasional height - A crating charge of \$190 NET will be applied to each table					
	in.	W 108 D 44 H 26	LB - 4390	LBM - 5535	VS - 5120	VB - 6245	Q - 10410
10662		Rectangle 108 x 44", lounge height - A crating charge of \$190 NET will be applied to each table					
	in.	W 108 D 44 H 29	LB - 4425	LBM - 5570	VS - 5155	VB - 6280	Q - 10445
10663		Rectangle 108 x 44", conference height - A crating charge of \$190 NET will be applied to each table					

TABLES

EFFECTIVE SEPTEMBER 1, 2019

SYZ  
CONTINUED  
Design E00S

Standard base finish is PA Polished Aluminum. Powder Coats available, add \$100, see below. All tables available with power supply; 3 power/2 USB; for 1 box, add \$1620; for 2 boxes, add \$2740, see below. Black PET mesh casing to connect power from conduit to the floor is included. **Net crating charges: for 60" square/round add \$110, for 72" square/round add \$160, for 84" round add \$190, for 42" depth rectangle add \$160, for 44" depth rectangle add \$190, for 50" depth rectangle add \$200.** For all other construction details, color, finish and stain choices see page 6 or www.keilhauerpricelist.com. Keilhauer prices include freight. Please refer to [Freight](#) on page 4 or [www.keilhauerpricelist.com](http://www.keilhauerpricelist.com) for further details.

LB	Standard Laminate top, reverse bevel vinyl edge	LBM	Matte Laminate top, reverse bevel vinyl edge	VS	Veneer top, straight veneer edge	VB	Veneer top, reverse bevel solid wood edge	Q	Quartz top, straight edge
	in.	W 114 D 44 H 15							
		LB - 4375	LBM - 5450	VS - 5125		VB - 6315		Q - 10410	
	10671	Rectangle 114 x 44", occasional height - A crating charge of \$190 NET will be applied to each table							
	in.	W 114 D 44 H 26							
		LB - 4560	LBM - 5635	VS - 5310		VB - 6500		Q - 10595	
	10672	Rectangle 114 x 44", lounge height - A crating charge of \$190 NET will be applied to each table							
	in.	W 114 D 44 H 29							
		LB - 4595	LBM - 5670	VS - 5345		VB - 6535		Q - 10630	
	10673	Rectangle 114 x 44", conference height - A crating charge of \$190 NET will be applied to each table							
	in.	W 120 D 44 H 15							
		LB - 4610	LBM - 5585	VS - 5380		VB - 6630		Q - 10680	
	10681	Rectangle 120 x 44", occasional height - A crating charge of \$190 NET will be applied to each table							
	in.	W 120 D 44 H 26							
		LB - 4795	LBM - 5770	VS - 5565		VB - 6815		Q - 10865	
	10682	Rectangle 120 x 44", lounge height - A crating charge of \$190 NET will be applied to each table							
	in.	W 120 D 44 H 29							
		LB - 4830	LBM - 5805	VS - 5600		VB - 6850		Q - 10900	
	10683	Rectangle 120 x 44", conference height - A crating charge of \$190 NET will be applied to each table							

To Order Specify

<input checked="" type="checkbox"/>	<input type="checkbox"/>	<input type="checkbox"/>	<input type="checkbox"/>	<input type="checkbox"/>	<input type="checkbox"/>	<input type="checkbox"/>	<input type="checkbox"/>	<input type="checkbox"/>	<input type="checkbox"/>	
Syz	Rectangle table W 42"/44"	Table top size	Table height	Surface/Edge Options	Wood Veneer Tops	Laminate Tops	Quartz Tops	Base Finish	Power Options (available with satin aluminum finish)	
Product Name	Product Number	Surface/Edge Detail	Table Top Material/Color	Power Option	Base Finish	Quantity	End User			
10	6	0 72 x 42	5 102 x 44	1 occasional	LB - Standard Laminate, reverse bevel vinyl edge LBM - Matte Laminate, reverse bevel vinyl edge VS - Veneer, straight veneer edge VB - Veneer, reverse bevel solid wood edge Q - Quartz straight edge	OKN - Natural Oak OKG - Grey Oak OKB - Black Oak MAN - Natural Maple MAG - Golden Maple WAN - Natural Walnut WAD - Dark Walnut WAM - Mahogany (on Walnut) CHN - Natural Cherry CHM - Medium Cherry CHD - Dark Cherry CUS - Custom stain; add \$250 net flat fee, plus 5% net	Standard Laminates Lam11 - Manitoba Maple* Lam13 - Fonthill Pear Lam17 - Xanadu Lam18 - Studio Teak Lam22 - Walnut Heights Lam31 - Designer White* Lam32 - Antique White* Lam33 - Alabaster Lam34 - Haze Lam35 - Slate Grey* Lam36 - Dove Grey* Lam37 - North Sea* Lam39 - Crisp Linen Lam41 - Cosmic Strandz Lam42 - Vapor Strandz Lam43 - Satin Stainless 909 - Black Lam84 - Bltmore Cherry* Lam85 - Hampton Walnut* Lam86 - Montana Walnut* Lam87 - Cafelle* Lam89 - Empire Mahogany* * Matte Finish	BLZ - Blizzard RVN - Raven	PA00 - Polished Aluminum PC00 - Nickel PC05 - Shale PC23 - Dark Grey PC24 - Warm Grey PC25 - White PC26 - Black (Satin) PC27 - Bronze	4 - outlet box; 3 power, 2 USB; specify PA4B For 1 box, add \$1620, see below for applicable model numbers. For 2 boxes, add \$2740, see below for applicable model numbers. Models available with 1 box only: 10601, 10602, 10603, 10611, 10612, 10613, 10621, 10622, 10623, 10631, 10632, 10633 Models available with 2 boxes only: 10641, 10642, 10643, 10651, 10652, 10653, 10661, 10662, 10663, 10671, 10672, 10673, 10681, 10682, 10683
		1 78 x 42	6 108 x 44	2 lounge						
		2 84 x 44	7 114 x 44	3 conference				For all Powder Coats, add \$100		
		3 90 x 44	8 120 x 44			Matte Laminates Lam61 - Bianco Kos Lam62 - Bianco Malé Lam63 - Grigio Efeso Lam66 - Castoro Ottawa Lam67 - Grigio Londra * Lam68 - Grigio Bromo Lam70 - Nero Ingo Lam73 - Bronzo Doha Lam74 - Piombo Doha * Black Edge Band Only				
		4 96 x 44								

TABLES












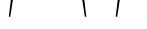












EFFECTIVE SEPTEMBER 1, 2019

LB	Standard Laminate top, reverse bevel vinyl edge	LBM	Matte Laminate top, reverse bevel vinyl edge	VS	Veneer top, straight veneer edge	VB	Veneer top, reverse bevel solid wood edge	Q	Quartz top, straight edge
----	---	-----	--	----	----------------------------------	----	---	---	---------------------------

SYZ

CONTINUED  
Design E00S

Standard base finish is PA Polished Aluminum. Powder Coats available, add \$100, see below. All tables available with power supply; 3 power/2 USB; for 1 box, add \$1620; for 2 boxes, add \$2740, see below. Black PET mesh casing to connect power from conduit to the floor is included. **Net crating charges: for 60" square/round add \$110, for 72" square/round add \$160, for 84" round add \$190, for 42" depth rectangle add \$160, for 44" depth rectangle add \$190, for 50" depth rectangle add \$200.** For all other construction details, color, finish and stain choices see page 6 or [www.keilhauerpricelist.com](http://www.keilhauerpricelist.com). Keilhauer prices include freight. Please refer to [Freight](#) on page 4 or [www.keilhauerpricelist.com](http://www.keilhauerpricelist.com) for further details.



















	in.	W 84 D 50 H 15	LB - 3860	LBM - 4570	VS - 4495	VB - 5505	Q - 8760
	10721	Rectangle 84 x 50", occasional height - A crating charge of \$200 NET will be applied to each table					
	in.	W 84 D 50 H 26	LB - 4045	LBM - 4755	VS - 4680	VB - 5690	Q - 8945
	10722	Rectangle 84 x 50", lounge height - A crating charge of \$200 NET will be applied to each table					
	in.	W 84 D 50 H 29	LB - 4080	LBM - 4790	VS - 4715	VB - 5725	Q - 8980
	10723	Rectangle 84 x 50", conference height - A crating charge of \$200 NET will be applied to each table					
	in.	W 90 D 50 H 15	LB - 4045	LBM - 4800	VS - 4715	VB - 5805	Q - 9125
	10731	Rectangle 90 x 50", occasional height - A crating charge of \$200 NET will be applied to each table					
	in.	W 90 D 50 H 26	LB - 4230	LBM - 4985	VS - 4900	VB - 5990	Q - 9310
	10732	Rectangle 90 x 50", lounge height - A crating charge of \$200 NET will be applied to each table					
	in.	W 90 D 50 H 29	LB - 4265	LBM - 5020	VS - 4935	VB - 6025	Q - 9345
	10733	Rectangle 90 x 50", conference height - A crating charge of \$200 NET will be applied to each table					
	in.	W 96 D 50 H 15	LB - 4190	LBM - 4995	VS - 4905	VB - 6040	Q - 9430
	10741	Rectangle 96 x 50", occasional height - A crating charge of \$200 NET will be applied to each table					
	in.	W 96 D 50 H 26	LB - 4375	LBM - 5180	VS - 5090	VB - 6225	Q - 9615
	10742	Rectangle 96 x 50", lounge height - A crating charge of \$200 NET will be applied to each table					
	in.	W 96 D 50 H 29	LB - 4410	LBM - 5215	VS - 5125	VB - 6260	Q - 9650
	10743	Rectangle 96 x 50", conference height - A crating charge of \$200 NET will be applied to each table					
	in.	W 102 D 50 H 15	LB - 4525	LBM - 5390	VS - 5185	VB - 6395	Q - 10385
	10751	Rectangle 102 x 50", occasional height - A crating charge of \$200 NET will be applied to each table					
	in.	W 102 D 50 H 26	LB - 4710	LBM - 5575	VS - 5370	VB - 6580	Q - 10570
	10752	Rectangle 102 x 50", lounge height - A crating charge of \$200 NET will be applied to each table					
	in.	W 102 D 50 H 29	LB - 4745	LBM - 5610	VS - 5405	VB - 6615	Q - 10605
	10753	Rectangle 102 x 50", conference height - A crating charge of \$200 NET will be applied to each table					

TABLES

EFFECTIVE SEPTEMBER 1, 2019

**SYZ**  
CONTINUED  
Design EOOS

Standard base finish is PA Polished Aluminum. Powder Coats available, add \$100, see below. All tables available with power supply; 3 power/2 USB; for 1 box, add \$1620; for 2 boxes, add \$2740, see below. Black PET mesh casing to connect power from conduit to the floor is included. **Net crating charges: for 60" square/round add \$110, for 72" square/round add \$160, for 84" round add \$190, for 42" depth rectangle add \$160, for 44" depth rectangle add \$190, for 50" depth rectangle add \$200.** For all other construction details, color, finish and stain choices see page 6 or www.keilhauerpricelist.com. Keilhauer prices include freight. Please refer to [Freight](#) on page 4 or [www.keilhauerpricelist.com](http://www.keilhauerpricelist.com) for further details.

	LB Standard Laminate top, reverse bevel vinyl edge	LBM Matte Laminate top, reverse bevel vinyl edge	VS Veneer top, straight veneer edge	VB Veneer top, reverse bevel solid wood edge	Q Quartz top, straight edge
 in.	W 108 D 50 H 15				
	LB - 4580	LBM - 5490	VS - 5375	VB - 6655	Q - 10560
 10761	Rectangle 108 x 50", occasional height - A crating charge of \$200 NET will be applied to each table				
 in.	W 108 D 50 H 26				
	LB - 4765	LBM - 5675	VS - 5560	VB - 6840	Q - 10745
 10762	Rectangle 108 x 50", lounge height - A crating charge of \$200 NET will be applied to each table				
 in.	W 108 D 50 H 29				
	LB - 4800	LBM - 5710	VS - 5595	VB - 6875	Q - 10780
 10763	Rectangle 108 x 50", conference height - A crating charge of \$200 NET will be applied to each table				
 in.	W 114 D 50 H 15				
	LB - 4755	LBM - 5730	VS - 5585	VB - 6940	Q - 10735
 10771	Rectangle 114 x 50", occasional height - A crating charge of \$200 NET will be applied to each table				
 in.	W 114 D 50 H 26				
	LB - 4940	LBM - 5915	VS - 5770	VB - 7125	Q - 10920
 10772	Rectangle 114 x 50", lounge height - A crating charge of \$200 NET will be applied to each table				
 in.	W 114 D 50 H 29				
	LB - 4975	LBM - 5950	VS - 5805	VB - 7160	Q - 10955
 10773	Rectangle 114 x 50", conference height - A crating charge of \$200 NET will be applied to each table				
 in.	W 120 D 50 H 15				
	LB - 4995	LBM - 5970	VS - 5860	VB - 7280	Q - 11010
 10781	Rectangle 120 x 50", occasional height - A crating charge of \$200 NET will be applied to each table				
 in.	W 120 D 50 H 26				
	LB - 5180	LBM - 6155	VS - 6045	VB - 7465	Q - 11195
 10782	Rectangle 120 x 50", lounge height - A crating charge of \$200 NET will be applied to each table				
 in.	W 120 D 50 H 29				
	LB - 5215	LBM - 6190	VS - 6080	VB - 7500	Q - 11230
 10783	Rectangle 120 x 50", conference height - A crating charge of \$200 NET will be applied to each table				

To Order Specify

<input type="checkbox"/>	<input checked="" type="checkbox"/>	<input type="checkbox"/>	<input type="checkbox"/>	<input type="checkbox"/>	<input type="checkbox"/>	<input type="checkbox"/>	<input type="checkbox"/>	<input type="checkbox"/>	<input type="checkbox"/>	<input type="checkbox"/>
Product Name	Syz	Rectangle Table W 50"	Table Top Size	Table Height	Surface/Edge Options	Power Options	Wood Veneer Tops	Laminate Tops	Quartz Tops	Base Finish
Product Number										
Surface/Edge Detail										
Table Top Material/Color										
Power Option										
Base Finish										
Quantity										
End User										
	2	6	1	LB - Standard Laminate, Reverse Bevel Vinyl Edge	Box Finished in Satin Aluminum 4 - outlet box; 3 power, 2 USB; specify PA4B	OKN - Natural Oak	Standard Laminates Lam11 - Manitoba Maple*	Matte Laminates Lam61 - Bianco Kos	BLZ - Blizzard	PA00 - Polished Aluminum
	3	7	2	LBM - Matte Laminate, Reverse Bevel Vinyl Edge	For 1 box, add \$1620, see below for applicable model numbers.	OKG - Grey Oak	Lam13 - Fonthill Pear	Lam62 - Bianco Malé	RVN - Raven	P000 - Nickel
	4	8	3	VS - Veneer, Straight Veneer Edge	For 2 boxes, add \$2740, see below for applicable model numbers.	MAN - Natural Maple	Lam17 - Xanadu	Lam63 - Grigio Efeso		P005 - Shale
	5			VB - Veneer, Reverse Bevel Solid Wood Edge	Models available with 1 box only:	MAG - Golden Maple	Lam18 - Studio Teak	Lam66 - Castoro Ottawa		PC23 - Dark Grey
				Q - Quartz Straight Edge	10721, 10722	WAN - Natural Walnut	Lam22 - Walnut Heights	Lam67 - Grigio Londra*		PC24 - Warm Grey
					10723, 10731	WAD - Dark Walnut	Lam31 - Designer White*	Lam68 - Grigio Bromo		PC25 - White
					10732, 10733	WAM - Mahogany (on Walnut)	Lam32 - Antique White*	Lam70 - Nero Ingo		PC26 - Black (Satin)
						CHN - Natural Cherry	Lam33 - Alabaster	Lam73 - Bronzo Doha		PC27 - Bronze
						CHM - Medium Cherry	Lam34 - Haze	Lam74 - Piombo Doha		PC26 - Black (Satin)
						CHD - Dark Cherry	Lam35 - Slate Grey*			For all Powder Coats, add \$100
						CUS - Custom stain; add \$250 net flat fee, plus 5% net	Lam36 - Dove Grey*	* Black Edge Band Only		
							Lam37 - North Sea*			
							Lam39 - Crisp Linen			
							Lam41 - Cosmic Strandz			
							Lam42 - Vapor Strandz			
							Lam43 - Satin Stainless 909 - Black			
							Lam84 - Biltmore Cherry*			
							Lam85 - Hampton Walnut*			
							Lam86 - Montana Walnut*			
							Lam87 - Cafelle*			
							Lam89 - Empire Mahogany*			
							* Matte Finish			